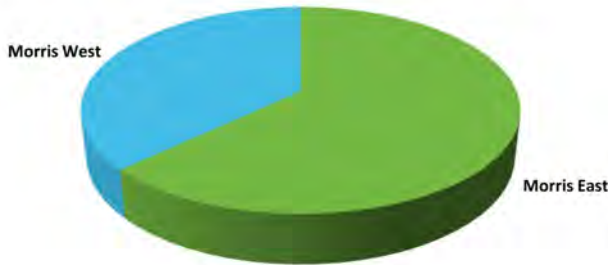


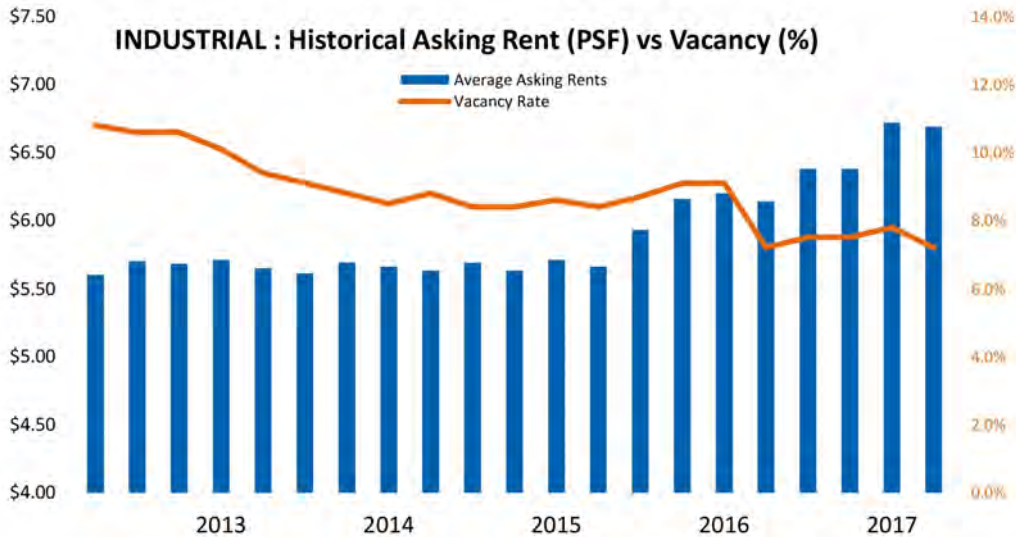
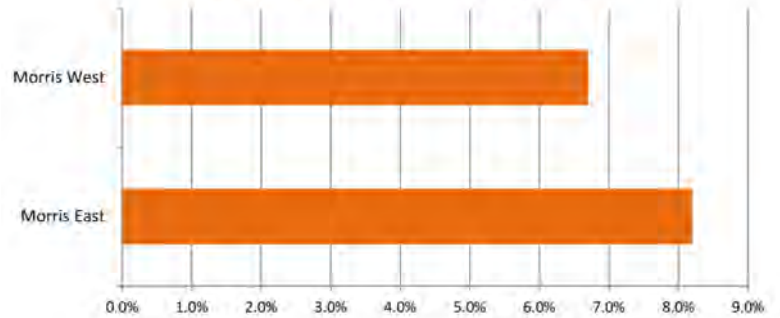
Q2 2017 Industrial Market

INDUSTRIAL MARKET	Total Inventory (SF)	Vacancy Rate (%)	Asking Rent (PSF)
Morris East	25,416,799	8.2%	\$7.06
Morris West	14,940,291	6.7%	\$6.12
MORRIS COUNTY TOTAL	40,357,090	7.6%	\$6.84

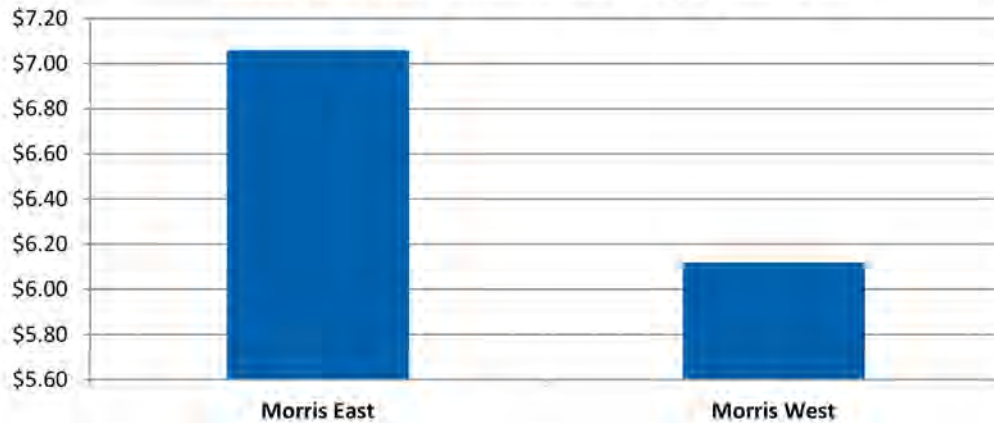
INDUSTRIAL: Total Inventory (SF) by Submarket



INDUSTRIAL: Vacancy Rate (%) by Submarket



INDUSTRIAL: Average Asking Rent (PSF) by Submarket



Q2 2017 Office Market



OFFICE MARKET	Total Inventory (SF)	Vacancy Rate (%)	Asking Rent (PSF)
Morristown Region	12,106,895	17.1%	\$28.45
Morris I-80 West	3,757,043	34.1%	\$22.07
Parsippany Region	19,944,572	21.8%	\$26.41
Route 280 Corridor	2,634,939	6.2%	\$25.22
MORRIS COUNTY TOTAL	38,443,449	20.4%	\$26.70

